

est 1979

Jeremy  
Leaf & Co.



Woodside Park Road, London

£450,000


- Two Double Bedrooms
- Kitchen
- Guest W.C.
- Own Garage
- 0.1 mile to Woodside Park (Northern Line) tube
- Spacious Lounge
- Family Bathroom
- Off-street Parking to Rear
- Communal Gardens
- North Finchley High Road and amenities nearby

863 High Road, London, N12 8PT  
020 8446 4295


property@jeremyleaf.co.uk  
<https://www.jeremyleaf.co.uk/>

# Woodside Park Road, London, N12 8RJ

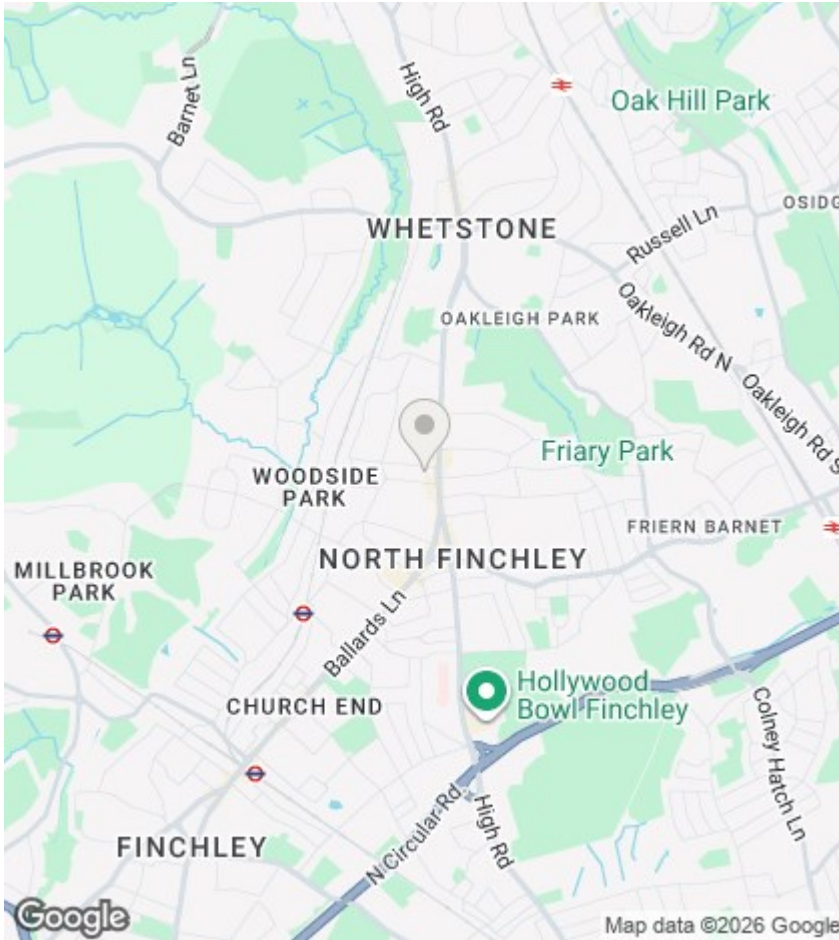
This well-presented and generously proportioned two-bedroom second-floor apartment comprises a spacious lounge, separate kitchen and bathroom as well as a guest W.C. The property further benefits from off-street parking to the rear, lift access and its own garage. Situated just 0.1 mile from Woodside Park Tube Station, and walking distance from North Finchley's High Road and amenities. The property is offered chain free with Share of Freehold and a long lease (990+ years). Viewing is highly recommended.



Council Tax Band: D







## Directions

## Viewings

Viewings by arrangement only. Call 020 8446 4295 to make an appointment.

## EPC Rating:

C

Energy Efficiency Rating		Current	Potential
Very energy efficient - lower running costs			
(92 plus)	A		
(81-91)	B		
(69-80)	C	77	81
(55-68)	D		
(39-54)	E		
(21-38)	F		
(1-20)	G		
Not energy efficient - higher running costs			
England & Wales		EU Directive 2002/91/EC	

